



**PRAIRIE VIEW  
A&M UNIVERSITY**



**PRAIRIE VIEW A&M UNIVERSITY**  
**SCHOOL OF ARCHITECTURE**  
*Design your future @ pvamu.edu/soa*

# SYLLABUS

<b>Course Title:</b>	<b>Commercial Construction</b>		
<b>Course Prefix:</b>	<b>CONS</b>	<b>Course No.:</b>	<b>4342</b>
		<b>Section No.:</b>	<b>Z01</b>




*"You can dream, create, design, and build the most wonderful place in the world. But it requires people to make the dream a reality." – Walt Disney*  
*"There is nothing more poetic and terrible than the skyscrapers' battle with the heavens that cover them." – Federico Garcia Lorca*

<b>School of Architecture</b>	Department: <input type="checkbox"/> Architecture <input checked="" type="checkbox"/> Construction Science <input type="checkbox"/> Art <input type="checkbox"/> Digital Media Art <input type="checkbox"/> Community Development
<b>Class Meeting Days &amp; Times:</b>	Asynchronous
<b>Catalog Description:</b>	"(2-2) Credit 3 semester hours. Methods and management techniques utilized in the building process
<b>Prerequisites:</b>	None
<b>Co-requisites:</b>	None
<b>Mode of Instruction:</b>	<input type="checkbox"/> Face-to-face <input checked="" type="checkbox"/> On-line <input type="checkbox"/> Hybrid
<b>Instructor:</b>	Vahid Faghihi, PhD Assistant Professor
<b>Office Location:</b>	School of Architecture, Prairie View A&M University Room 240
<b>Office Telephone:</b>	(936) 261-9819
<b>Email Address:</b>	vafaghihi@pvamu.edu
<b>U.S. Postal Service Address:</b>	Prairie View A&M University P.O. Box 519 Mail Stop 2100 Prairie View, TX 77446
<b>Office Hours:</b>	Tuesdays & Thursdays 9:30 - 11:00 AM. BY APPOINTMENT over Zoom. Students are advised to make appointments with the professor ahead of time and be specific about the subject matter. Students must be prepared for their appointment by bringing all applicable materials and information to the meeting.
<b>Virtual Office Hours:</b>	See the "Office Hours" section.

<b>Required Text:</b>	Fisk, E. R., & Reynolds, W. D. (2014). <i>Construction Project Administration</i> (10th ed.). Pearson.
<b>Optional Text:</b>	1. Marriage, G. (Ed.). (2019). <i>Tall: The Design and Construction of High-rise Architecture</i> (1st ed.). Routledge. 2. Woods, W. R., Andres, C. K., & Smith, R. C. (2019). <i>Principles and Practices of Commercial Construction</i> (10th ed.). Pearson Education, Inc.
<b>Recommended Text/Readings:</b>	

### Course Goals and Overview:



This course shows students how a successful construction project is managed and administered from design through construction to closeout. From start to finish, the topics pertinent to each stage of a project are introduced and discussed as they occur throughout the life of the project. Students learn how to unite the key stakeholders (contractors, architects, engineers, etc.) and provide them with a workable system for operating as an effective construction team. Reflecting the latest technology, laws, and regulations, the course addresses concepts using simple, straightforward lectures and numerous real-world examples.

### Course Outcomes/Learning Objectives:

At the end of this course, the students will:

No.	Learning Objectives	Core Curriculum Outcome Alignment
4243.1	Explain the main <b>roles and responsibilities</b> as well as the <b>requirements and specifications</b> in construction projects	ACCE SLO 10
4243.2	Analyze a commercial construction project <b>from start to finish</b>	ACCE SLO 10
4243.3	Make use of the latest <b>technology, laws, and regulations</b> in commercial construction	ACCE SLO 14
4243.4	Assess the importance of commercial construction <b>project risk and quality management</b>	ACCE SLO 12
4243.5	Summarize the <b>project control process</b> and its benefits in commercial construction projects	ACCE SLO 13

### Course Requirements & Evaluation Methods

This course will utilize the following instruments to determine student grades and proficiency of the learning outcomes for the course.

- **Assignments/Papers/Exercises:** Written assignments designed to supplement and reinforce course material
- **Exams:** Written tests designed to measure knowledge of presented course material
- **Projects:** Assignments designed to measure the ability to apply presented course material
- **Class Attendance/Participation and Discussion Boards:** Daily attendance and participation in class discussions

#### Grading Matrix

Instrument	Value (points or percentages)	Point Value	Total
Class Participation	15 weeks at 1% each	6,200	15%
Quizzes	12 quizzes at ~1.2% each	1,200	15%
Weekly Case Studies	12 cases at ~1.6% each	1,200	20%
Weekly Case Evaluations	12 cases at 0.5% each	1,200	6%
Midterm Exam	1 midterm exam at 20%	100	20%
Final Exam	1 final exam at 24%	100	24%
<b>Total:</b>		<b>10,000</b>	<b>100%</b>

Extra Credit Badges	12 badges at 0.5% each	6%
<b>Total:</b>		<b>106%</b>
<b>Grade Determination:</b>	<p>A = 90%–100%  B = 80%–89%  C = 70%–79%  D = 60%–69%  F = 59% or below</p> <p>If a student has stopped attending the course (i.e. “stopped out”) at any point after the first day of class but did not officially withdraw from the course and has missed assignments and exams, including the final exam, and performed below the grade level of a D, a grade of FN (failed-non attendance) will be assigned for the final course grade to ensure compliance with the federal Title IV financial aid regulations. In contrast, if the student has completed all assignments and exams, including the final exam, but performed below the grade level of a D, a grade of F will be assigned for the final course grade.</p>	
<b>Grade Grubbing:</b>	<p>‘Grade grubbing’ is a new term that has come about due to students bothering, harassing, or pestering their instructors over grades when the fault for performance lies with the student. This sort of behavior has no place in this institution of higher learning. Forcing instructors to compromise their ethics with threatening requests or any requests to inflate grades is an unfair responsibility placed on the instructor and a poor reflection on the student. This behavior is rude, offensive and wastes the instructor's time.</p> <p><b>Examples:</b></p> <ul style="list-style-type: none"> <li>• “Rounding up my grade will help my GPA.”</li> <li>• “I need a passing grade to keep my scholarship.”</li> <li>• “I need a passing grade to get off of academic probation/suspension.”</li> <li>• “Can you give me a few points to get a higher grade?”</li> <li>• “I understand that you don’t accept late work, but I did the assignment or my part of the group project, can you please make an exception?”</li> <li>• “I know you do not offer extra credit, but can I write an essay to bring up my grade?”</li> <li>• “I misunderstood the instructions. Can I still turn in my assignment late?”</li> <li>• “I was wondering if there is anything I can do to bring up my grade, I am so close to an A.”</li> <li>• “I need a passing grade to graduate/get into graduate school.”</li> <li>• “My grade should be rounded up because I worked hard, came to every class, and never missed assignments.”</li> <li>• “If I do not get a passing grade, I will be in trouble with my parents.”</li> </ul> <p>Wearing down the instructor by arguing, begging, and pleading to possess academic expectations without taking personal responsibility is harassment, disrespectful, and inappropriate and will be reported to the Office of Student Conduct.</p>	
<b>Course Procedures:</b>		
<b>CANVAS</b>	CANVAS is a tool that Prairie View A&M University uses for assessment purposes. One of your assignments may be considered an "artifact," an item of coursework that serves as evidence that course objectives are met. More information will be provided during the semester.	

<p><b>Class Attendance Policy (See Catalog for Full Attendance Policy)</b></p>	<p>Prairie View A&amp;M University requires regular class attendance. Attending all classes supports full academic development of each learner whether classes are taught with the instructor physically present or via distance learning technologies such as interactive video and/or internet. Excessive absenteeism, whether excused or unexcused, may result in a student's course grade being reduced or in assignment of a grade of "F". Absences are accumulated beginning with the first day of class during regular semesters and summer terms. Each faculty member will include the University's attendance policy in each course syllabus.</p> <p>Participation and absences are accumulated beginning with the first day of class on January 16, 2024. If you do not come to class, you may assume that you have received zero (0) points for the class period unless you have a university-approved excuse.</p> <p>*Attendance Reporting Period: January 16 - 24 (Show (SH) / No Show (NS)). Students who do not attend classes during this period by January 24, will be marked as a no show (NS) in Panthertracks, have the course removed, and financial aid reduced or cancelled!</p> <p>If you are not able to attend class during the Attendance Reporting Period, you must contact your professor immediately with an explanation via email before noon on January 24.</p>
<p><b>Makeup Work for Legitimate Absences</b></p>	<p>Prairie View A&amp;M University recognizes that there are a variety of legitimate circumstances in which students will miss coursework and that accommodations for makeup work will be made. If a student's absence is excused, the instructor must either provide the student an opportunity to make up any quiz, exam, or other work contributing to the final grade or provide a satisfactory alternative by a date agreed upon by the student and instructor. Students are encouraged to work with instructors to complete makeup work before known scheduled absences (University-sponsored events, administrative proceedings, etc.). Students are responsible for planning their schedules to avoid excessive conflicts with course requirements.</p> <p><b>Note: only those minutes that you are present in our class Zoom sessions, with your picture visible via webcam/camera, will be counted towards your presence. Not being virtually present/visible means being absent.</b></p> <p>Excused absences are in one of the following classifications:</p> <ol style="list-style-type: none"> <li>1. Participation in an activity appearing on the University authorized activity list from the athletics coach, band director, organization advisors, etc.</li> <li>2. Death or major illness in a student's immediate family.</li> <li>3. Illness of a dependent family member.</li> <li>4. Participation in legal proceedings that requires a student's presence.</li> <li>5. Religious holy day.</li> <li>6. Confinement because of illness.</li> <li>7. Required participation in military duties.</li> </ol> <p>If you miss class for one of these reasons, you must provide a memorandum plus supporting documentation to clear the absence from your record to the Dean of Students/Office of Student Conduct using the <i>Request for a University Excused Absence form</i>. See <b>Absence Verification Process</b> in the syllabus.</p> <p><b>The excuse/s</b> will be accepted after your professor receives the authorized university excuse letter. There will be NO exceptions to this rule. Email documents from students will not be accepted to clear these absences.</p> <p>In accepting your decision to miss class, you must also be willing to accept the instructor's decision not to award you involvement points for the class or classes that are missed.</p>

	<p>Do not wait until the last minute to complete your assigned tasks. Sending requests for assistance at the last minute will not guarantee a quick response from the instructor.</p> <p>All work must be turned in before or on the due dates <b>noted in the syllabi and/or documents issued by the instructor.</b></p> <p>Extensions/makeups will only be granted with proof of officially documented emergencies. You must provide documentation within the week the assigned tasks are due. It is your responsibility to make sure that you can access CANVAS and all digital requirements. <b>Extensions will not be granted due to procrastination, forgetfulness, not following directions, or not purchasing access to required programs/software.</b></p> <p>If you are having trouble with CANVAS, contact CIITS at 936-261-3283 or send an email to <a href="mailto:ciits@pvamu.edu">ciits@pvamu.edu</a> or submit a trouble ticket to <b>CIITS Troubleshooting</b>. Any issues with (*add name of your required programs/software), call (800) 123-4567 (request an email confirmation with your case number if you make a phone call).</p> <p><b>Always provide documentation with a timestamp to the instructor as proof of the technical issues with your account when the assigned tasks were available.</b></p>
<p><b>Absence Verification Process</b></p>	<p>All non-athletic absences (e.g., Medical, Death/Funeral, Court/Legal-related, etc.) for which a student seeks to obtain a valid excuse must be submitted to the Dean of Students/Office of Student Conduct, with supporting documentation, for review and verification. Please use the <u>Online Reporting Forms</u> to access/complete/submit the <i>Request for a University Excused Absence</i> form for an excuse. Upon receipt, a staff member will verify the documentation and provide an official university excuse, if applicable. The student is responsible for providing the official university excuse issued by the Office for Student Conduct to the professor(s). Questions should be directed to the Dean of Students via email: <a href="mailto:deanofstudents@pvamu.edu">deanofstudents@pvamu.edu</a> or phone: (936) 261-3550 or Office for Student Conduct via email: <a href="mailto:studentconduct@pvamu.edu">studentconduct@pvamu.edu</a> or phone: (936) 261-3524</p> <p><b>Requests for a university excused absence after the last day of classes will be denied.</b></p>
<p><b>Personal Conduct</b></p>	<p>Students and faculty are expected to conduct themselves in ways that support individual learning and the learning of others. To that end members of the classroom community will conduct themselves in a professional and ethical manner to achieve these objectives. Any conduct construed to interfere with the learning opportunities of members of the class may result in the removal of the student from the class for that day. Repeated inappropriate conduct will result in permanent removal from the class. Based upon the fact that you are preparing for professional employment, you are expected to adhere to the following specific guidelines:</p> <ol style="list-style-type: none"> <li>1. During regular class periods <u>all students are expected to dress appropriately</u> in accordance with university regulations so that no disruptions in the learning experience will occur.</li> <li>2. <u>No hats or caps will be allowed to be worn in the classroom during class sessions.</u> If you elect to wear a hat or cap during the lectures or class discussion, your decision will be respected. However, you should also respect the instructor's decision to not award you daily participation points based upon that decision.</li> <li>3. <u>Dress Code for Presentations:</u> Professional dress is expected for all design and technical presentations in class. Failure to adhere to the guidelines posted by the instructor will result in a deduction of ten percent (10%) from your final presentation score.</li> <li>4. Students should <u>not be eating food or consuming drinks</u> during the discussion sessions. No food or drink is allowed in the classroom at any time.</li> <li>5. <u>Cellular telephones are to be turned off or put on silent ring tone</u> during the class period. Texting is strictly prohibited during the class period. No "earphone" units will be allowed. If your cell phone rings during the lecture or you are texting, you are subject to losing all participation point for that class period.</li> <li>6. <u>Laptops must emit no noise.</u> Make sure your laptop is warmed up and your battery charged before class starts. A laptop is allowed only for taking notes or accessing</li> </ol>

	<p>relevant course material during the class. Checking email, playing a game, messaging and other non-class related activities are not allowed at any time.</p> <ol style="list-style-type: none"> <li>7. <u>Harassment</u> of your fellow students of any kind will not be tolerated.</li> <li>8. During our course ZOOM meetings, <u>you must have your camera turned on during the whole session</u> and when instructed by the Professor you should unmute your audio as well. Follow the following guidelines to be considered present for the session. <ol style="list-style-type: none"> <li>a. having webcam ON</li> <li>b. being clearly visible in the picture</li> <li>c. sitting up in front of the camera</li> <li>d. paying attention to the session.</li> </ol> </li> <li>9. Students are supposed to remain attentive during the whole Zoom sessions. Students in any of the following states are considered absent for that period. They will be removed from the Zoom session and they can get back on the meeting after they have fixed their attendance. <ol style="list-style-type: none"> <li>a. NOT visible in the picture (no camera, too dark, off the picture)</li> <li>b. Driving or walking</li> <li>c. Lying down in the bed or on the couch</li> </ol> </li> <li>10. Distracted by TV, cellphone, ...</li> </ol>
<b>Conduct of the Class</b>	<p>Please note the following rules for the conduct of the class.</p> <ol style="list-style-type: none"> <li>1. <u>Class will begin at the appointed time.</u></li> <li>2. <u>Class is dismissed when so indicated by the instructor.</u> Students are expected to be on time and stay throughout the entire class period. Leaving the classroom presentation or discussion board before the class is dismissed without prior approval from the instructor will result in a loss of participation for that class.</li> <li>3. <u>Lecture Notes and Handouts</u> will be posted on Canvas/eCourses. Handouts distributed during a class period will not be distributed at any other time. It is the student's responsibility to get a copy from another student or source.</li> </ol>
<b>Formatting Documents:</b>	<p>Microsoft Word is the standard word processing tool used at PVAMU. If you are using other word processors, be sure to save the document in either the Microsoft Word, Rich-Text, or plain text format.</p>
<b>Exam Policy:</b>	<p><b>Exams and quizzes will be announced online via Canvas as scheduled.</b> Exams should be taken as scheduled. No makeup examinations will be allowed except under documented emergencies (See Student Handbook).</p>
<b>Professional Organizations and Journals</b>	
<b>References</b>	
<b>University Rules and Procedures:</b>	
<b>Disability Statement (See Student Handbook):</b>	<p>Students with disabilities, including learning disabilities, who wish to request accommodations in class should register with the Services for Students with Disabilities (SSD) early in the semester so that appropriate arrangements may be made. In accordance with federal laws, a student requesting special accommodations must provide documentation of their disability to the SSD coordinator. Students should also inform the instructor of their need for accommodations immediately at the outset of the course so that a solution designed to being successful in class can be produced.</p> <p>Accommodation letters are accepted only through the university's Office of Disability Services Accommodate Portal. It is the responsibility of the student to make sure that the instructor receives and acknowledges accommodation letters.</p>
<b>Academic Misconduct:</b>	<p>Academic dishonesty is defined as any form of cheating or dishonesty that has the effect or intent of interfering with any academic exercise or fair evaluation of a student's performance. The college faculty can provide additional information, particularly related to a specific course, laboratory, or assignment.</p> <p>You are expected to practice academic honesty in every aspect of this course and all other courses. Make sure you are familiar with the <i>University Administrative Guidelines on</i></p>

	<p><i>Academic Integrity</i>, which can be found on the <a href="#">Academic Integrity webpage</a>. Students who engage in academic misconduct are subject to university disciplinary procedures. As listed in the <i>University Administrative Guidelines on Academic Integrity</i>, the University Online Catalog, and the Student Code of Conduct, the following are examples of prohibited conduct. This list is not designed to be all-inclusive or exhaustive. In addition to academic sanctions, any student found to have committed academic misconduct that is also a violation of criminal law may also be subject to disciplinary review and action by the Office of Student Conduct (as outlined in the Student Code of Conduct).</p>
<b>Forms Of Academic Dishonesty:</b>	<ol style="list-style-type: none"> <li>1. <u>Cheating</u>: Deception in which a student misrepresents that he/she has mastered information on an academic exercise that he/she has not learned, giving or receiving aid unauthorized by the instructor on assignments or examinations. Examples: unauthorized use of notes for a test; using a "cheat sheet" on a quiz or exam; any alteration made on a graded test or exam which is then resubmitted to the teacher;</li> <li>2. <u>Plagiarism</u>: Careless or deliberate use of the work or the ideas of another; representation of another's work, words, ideas, or data as your own without permission or appropriate acknowledgment. Examples: copying another's paper or answers, failure to identify information or essays from the internet and submitting or representing it as your own; submitting an assignment which has been partially or wholly done by another and claiming it as yours; not properly acknowledging a source which has been summarized or paraphrased in your work; failure to acknowledge the use of another's words with quotation marks;</li> <li>3. <u>Collusion</u>: When more than one student or person contributes to a piece of work that is submitted as the work of an individual;</li> <li>4. <u>Conspiracy</u>: Agreeing with one or more persons to commit an act of academic/scholastic dishonesty; and</li> <li>5. <u>Multiple Submission</u>: Submission of work from one course to satisfy a requirement in another course without explicit permission. Example: using a paper prepared and graded for credit in one course to fulfill a requirement and receive credit in a different course.</li> </ol>
<b>Nonacademic Misconduct:</b>	<p>The university respects the rights of instructors to teach and students to learn. Maintenance of these rights requires campus conditions that do not impede their exercise. Campus behavior that interferes with either (1) the instructor's ability to conduct the class, (2) the inability of other students to profit from the instructional program, or (3) campus behavior that interferes with the rights of others will not be tolerated. An individual engaging in such disruptive behavior may be subject to disciplinary action. The Office of Student Conduct will adjudicate such incidents under nonacademic procedures.</p>
<b>Sexual Misconduct</b>	<p>Sexual harassment of students and employees at Prairie View A&amp;M University is unacceptable and will not be tolerated. Any member of the university community violating the university's sexual harassment policy will be subject to disciplinary action. In accordance with the Texas A&amp;M University System guidelines, your instructor is obligated to report to the Office of Title IX Compliance (<a href="mailto:titleixteam@pvamu.edu">titleixteam@pvamu.edu</a>) any instance of sexual misconduct involving a student, which includes sexual assault, stalking, dating violence, domestic violence, and sexual harassment, about which the instructor becomes aware during this course through writing, discussion, or personal disclosure. The faculty and staff of PVAMU actively strive to provide a learning, working, and living environment that promotes respect that is free from sexual misconduct, discrimination, and all forms of violence. If students, faculty, or staff would like assistance or have questions, they may contact the Title IX Coordinator at 936-261-2144 or <a href="mailto:titleixteam@pvamu.edu">titleixteam@pvamu.edu</a>. More information can be found at <a href="http://www.pvamu.edu/titleix">www.pvamu.edu/titleix</a>, including confidential resources available on campus.</p>
<b>Pregnancy, Pregnancy-related, and Parenting Accommodations</b>	<p>Title IX of the Education Amendments of 1972 prohibits sex discrimination, which includes discrimination based on pregnancy, marital status, or parental status. Students seeking accommodations related to pregnancy, pregnancy-related conditions, or parenting (reasonably immediate postpartum period) are encouraged to contact Student Disability Services or the Dean of Students' Office for additional information and to request accommodations.</p>
<b>Non-Discrimination Statement</b>	<p>Prairie View A&amp;M University does not discriminate on the basis of race, color, sex, religion, national origin, age, disability, genetic information, veteran status, sexual orientation, or</p>

	<p>gender identity in its programs and activities. The University is committed to supporting students and complying with The Texas A&amp;M University System non-discrimination policy. It seeks to establish an environment that is free of bias, discrimination, and harassment. If you experience an incident of discrimination or harassment, we encourage you to report it. If you would like to speak with someone who may be able to afford you privacy or confidentiality, there are individuals who can meet with you. The Director of Equal Opportunity &amp; Diversity has been designated to handle inquiries regarding the non-discrimination policies and can be reached at Harrington Science Building, Suite 109 or by phone at 936-261-1744 or 1792.</p>
<p><b>Student Academic Appeals Process</b></p>	<p>Authority and responsibility for assigning grades to students rests with the faculty. However, in those instances where students believe that miscommunication, errors, or unfairness of any kind may have adversely affected the instructor's assessment of their academic performance, the student has a right to appeal by the procedure listed in the University Catalog and by doing so within thirty days of receiving the grade or experiencing any other problematic academic event that prompted the complaint. Students can file Academic Complaints and/or Grade Appeals at this <a href="#">webpage</a>.</p> <p>If the recorded grades were entered mistakenly, the student must address the error to the instructor to correct the error.</p> <p>If the student believes that the faculty's grading was inappropriate in view of the standards and procedures outlined in the syllabus, the student must follow protocol by doing the following:</p> <ol style="list-style-type: none"> <li>1. Fill out the <i>Student-Informal Grade Appeal Form</i> with supporting documentation and submit to the Faculty Member and Department Chair/Head to initiate the informal appeal process.</li> <li>2. If the student does not accept the results of the <i>Faculty Member Informal Grade Appeal Response from the instructor</i>, the student must fill out the <i>Student Formal Grade Appeal Form</i> (link to form) and submit with documentation to the School of Architecture Grade Appeals Committee appointed by the Dean.</li> <li>3. If the student does not accept the results of the School of Architecture Grade Appeals Committee, the forms and documentations will be forwarded to the School of Architecture Associate Dean.</li> <li>4. If the student does not accept the results of the associate Dean, the forms and documentation will be forwarded to the School of Architecture Dean.</li> <li>5. If the student does not accept the results of the School of Architecture Dean, student must fill out a Grade Appeal to the university.</li> </ol>
<p><b>Student Support and Success:</b></p>	
<p><b>John B. Coleman Library</b></p>	<p><b>John B. Coleman Library</b>  The John B. Coleman Library's mission is to enhance the scholarly pursuit of knowledge, to foster intellectual curiosity, and to promote life-long learning and research through our innovative services, resources, and cultural programs, which support the Prairie View A&amp;M University's global mission of teaching, service, and research. It maintains library collections and access both on campus, online, and through local agreements to further the educational goals of students and faculty. Website: <a href="https://www.pvamu.edu/library/">https://www.pvamu.edu/library/</a>; Phone: 936-261-1500</p>
<p><b>Academic Advising Services</b></p>	<p>Academic Advising Services offers students a variety of services that contributes to student success and leads towards graduation. We assist students with understanding university policies and procedures that affect academic progress. We support the early alert program to help students get connected to success early in the semester. We help refer students to the appropriate academic support services when they are unsure of the best resource for their needs. Faculty advisors support some students in their respective colleges. Your faculty advisor can be identified in PantherTracks. Advisors with Academic Advising Services are available to all students. We are located across campus. Find your advisor's location by academic major at <a href="http://www.pvamu.edu/advising">www.pvamu.edu/advising</a>. Phone: 936-261-5911</p>



<p><b>The University Tutoring Center</b></p>	<p>The University Tutoring Center (UTC) offers free tutoring and academic support to all registered PVAMU students. The mission of the UTC is to help provide a solid academic foundation that enables students to become confident, capable, independent learners. Competent and caring staff and peer tutors guide students in identifying, acquiring, and enhancing the knowledge, skills, and attitudes needed to reach their desired goals. Tutoring and academic support are offered face-to-face in the UTC, in virtual face-to-face sessions (<a href="https://www.pvamu.edu/student-success/sass/university-tutoring-center/">https://www.pvamu.edu/student-success/sass/university-tutoring-center/</a>), and through online sessions (<a href="https://www.pvamu.edu/pvplace/">https://www.pvamu.edu/pvplace/</a>). Other support services available for students include Supplemental Instruction, Study Break, Academic Success Workshops, and Algebra Study Jam. Location: J. B. Coleman Library, Rm. 307; Phone: 936-261-1561; Email: <a href="mailto:pvtutoring@pvamu.edu">pvtutoring@pvamu.edu</a>; Website: <a href="https://www.pvamu.edu/student-success/sass/university-tutoring-center/">https://www.pvamu.edu/student-success/sass/university-tutoring-center/</a></p>
<p><b>Writing Center</b></p>	<p>The Writing Center provides well-trained peer tutors to assist students with writing assignments at any stage of the writing process. Tutors help students with various writing tasks from understanding assignments, brainstorming, drafting, revising, editing, researching, and integrating sources. Students have free access to Grammarly online writing assistance. Grammarly is an automated proofreading and plagiarism detection tool. Students must register for Grammarly by using their student email address. In addition, students have access to face-to-face and virtual tutoring services either asynchronously via email or synchronously via Zoom. Location: J. B. Coleman Library, Rm. 209; Phone: 936-261-3724; Website: <a href="https://www.pvamu.edu/student-success/writing-center/">https://www.pvamu.edu/student-success/writing-center/</a>; Grammarly Registration: <a href="https://www.grammarly.com/enterprise/signup">https://www.grammarly.com/enterprise/signup</a></p>
<p><b>Academic Early Alert</b></p>	<p><b>Academic Early Alert</b> Academic Early Alert is a proactive system of communication and collaboration between faculty, academic advisors, and PVAMU students that is designed to support student success by promptly identifying issues and allowing for intervention. Academic Early Alerts help students by providing a central location to schedule advising appointments, view advisor contact information, and request assistance. Students who recognize that they have a problem that is negatively affecting their academic performance or ability to continue school may self-refer an Academic Early Alert. To do so, students will log in to PV Place and click on Academic Early Alert on the left sidebar. Phone: 936-261-5902; Website: <a href="https://www.pvamu.edu/student-success/early-alert/">https://www.pvamu.edu/student-success/early-alert/</a></p>
<p><b>Student Counseling Services</b></p>	<p>The Student Counseling Services unit offers a range of services and programs to assist students in maximizing their potential for success: short-term individual, couples, and group counseling, as well as crisis intervention, outreach, consultation, and referral services. The staff is licensed by the State of Texas and assists students who are dealing with academic skills concerns, situational crises, adjustment problems, and emotional difficulties. Information shared with the staff is treated confidentially and in accordance with Texas State Law. Location: Hobart Taylor, 2<sup>nd</sup> floor; Phone: 936-261-3564; Website: <a href="https://www.pvamu.edu/healthservices/student-counseling-services/">https://www.pvamu.edu/healthservices/student-counseling-services/</a></p>
<p><b>Office of Testing Services</b></p>	<p>Testing Services serves to create opportunities by offering a suite of exams that aid in the students' academic and professional success. Currently, we administer entrance (HESI A2), college readiness (TSI assessment), Prior Learning (CLEP, DSST), and proctored exams. Location: Wilhelmina Delco, 3<sup>rd</sup> Floor, Rm. 305; Phone: 936-261-3627; Email: <a href="mailto:aetesting@pvamu.edu">aetesting@pvamu.edu</a>; Website: <a href="http://www.pvamu.edu/testing">www.pvamu.edu/testing</a></p>
<p><b>Office of Diagnostic Testing and Disability Services</b></p>	<p><b>Office of Diagnostic Testing and Disability Services</b> The Americans with Disabilities Act (ADA) is a federal anti-discrimination statute that provides comprehensive civil rights protection for persons with disabilities. Among other things, this legislation requires that all students with disabilities be guaranteed a learning environment that provides for reasonable accommodation of their disabilities. If you believe you have a disability requiring an accommodation, contact the Office of Disability Services. As a federally-mandated educational support unit, the Office of Disability Services serves as the repository for confidential disability files for faculty, staff, and students. For persons with a disability, the Office develops individualized ADA letters of request for accommodations. Other services include learning style inventories, awareness workshops, accessibility pathways, webinars, computer laboratory with adapted hard and software, adapted furniture, proctoring non-standardized test administrations, ASL interpreters, ALDs, digital recorders,</p>

	Livescribe, and a comprehensive referral network across campus and the broader community. Location: Hobart Taylor, Rm. 1D128; Phone: 936-261-3583; Website: <a href="https://www.pvamu.edu/disabilityservices/">https://www.pvamu.edu/disabilityservices/</a>
<b>Center for Instructional Innovation and Technology Services (CIITS)</b>	Distance Learning, also referred to as Distance Education, is the employment of alternative instructional delivery methods to extend programs and services to persons unable to attend college in the traditional manner. The Center for Instructional Innovation and Technology Services (CIITS) supports student learning through online, hybrid, web-assist, and 2-way video course delivery. For more details and contact information, visit: <a href="https://www.pvamu.edu/dlearning/distance-learning-2-2/students-2/">https://www.pvamu.edu/dlearning/distance-learning-2-2/students-2/</a> ; Phone: 936-261-3283 <b>Center for Instructional Innovation and Technology Services (CIITS)</b> Distance Learning, also referred to as Distance Education, is the employment of alternative instructional delivery methods to extend programs and services to persons unable to attend college in the traditional manner. The Center for Instructional Innovation and Technology Services (CIITS) supports student learning through online, hybrid, web-assist, and 2-way video course delivery. For more details and contact information, visit: <a href="https://www.pvamu.edu/dlearning/distance-learning-2-2/students-2/">https://www.pvamu.edu/dlearning/distance-learning-2-2/students-2/</a> ; Phone: 936-261-3283
<b>Veteran Affairs</b>	Veterans Services works with student veterans, current military and military dependents to support their transition to the college environment and continued persistence to graduation. The Office coordinates and certifies benefits for both the G.I. Bill and the Texas Hazlewood Act. Location: Evans Hall, Rm. 102; Phone: 936-261-3563; Website: <a href="https://www.pvamu.edu/sa/departments/veteranaffairs/">https://www.pvamu.edu/sa/departments/veteranaffairs/</a>
<b>Office for Student Engagement</b>	The Office for Student Engagement delivers comprehensive programs and services designed to meet the co-curricular needs of students. The Office implements inclusive and accessible programs and services that enhance student development through exposure to and participation in diverse and relevant social, cultural, intellectual, recreational, community service, leadership development, and campus governance. Location: Memorial Student Center, Rm. 221; Phone: 936-261-1340; Website: <a href="https://www.pvamu.edu/studentengagement/">https://www.pvamu.edu/studentengagement/</a>
<b>Technical Considerations for Online and Web-Assist Courses:</b>	
<b>Minimum Hardware and Software Requirements</b>	<p><b>Minimum Recommended Hardware and Software:</b></p> <ul style="list-style-type: none"> <li>• Intel PC or Laptop with Windows 10 or later version; Mac with OS High Sierra*</li> <li>• Smartphone or iPad/Tablet with Wi-Fi*</li> <li>• High speed Internet access</li> <li>• 8 GB Memory</li> <li>• Hard drive with 320 GB storage space</li> <li>• 15" monitor, 800x600, color or 16 bit</li> <li>• Sound card w/speakers</li> <li>• Microphone and recording software</li> <li>• Keyboard &amp; mouse</li> <li>• Most current version of Google Chrome, Safari or Firefox</li> </ul> <p>*Smartphone, Google Chrome books and Android tablets may not be supported. iPads are the only tablets supported.</p> <p><b>Note:</b> Be sure to enable Java &amp; pop-ups in the Web browser preferences</p> <p><b>Participants should have a basic proficiency of the following computer skills:</b></p> <ul style="list-style-type: none"> <li>• Sending and receiving emails</li> <li>• A working knowledge of the Internet</li> <li>• Microsoft Word (or a program convertible to Word)</li> <li>• Acrobat PDF Reader</li> <li>• Windows or Mac OS</li> <li>• Video conferencing software</li> </ul>
<b>Netiquette (online etiquette):</b>	Students are expected to participate in all discussions and virtual classroom chats as directed. Students are to be respectful and courteous to others on discussions boards. Foul or abusive language will not be tolerated. Do not use ALL CAPS for communicating to others

	<p>AS IT CAN BE INTERPRETED AS YELLING. Avoid slang terms such as “wassup?” and texting abbreviations such as “u” instead of “you.” Limit and possibly avoid the use of emoticons. Be cautious when using humor or sarcasm as tone is sometimes lost in an email or discussion post and the message might be taken seriously or sound offensive.</p>
<p><b>Video Conferencing Etiquette</b></p>	<p>When using Zoom, WebEx or other video conferencing tools, confirm the visible area is tidy, clear of background clutter, inappropriate or offensive posters, and other distractions. Ensure you dress appropriately and avoid using high traffic or noisy areas. Stay muted when you are not speaking and avoid eating/drinking during session. Before class session begins, test audio, video and lighting to alleviate technology issues.</p> <p>Students are expected to participate in all discussions and virtual classroom chats when directed to do so. Students are to be respectful and courteous to others in the discussions. Foul or abusive language will not be tolerated. When referring to information from books, websites or articles, please use APA standards to reference sources.</p> <p><b>During the first week of class each student will be required to acknowledge by replying to a Posting stating that you have reviewed and understood the Online Netiquette Policy for the course.</b></p> <p><b>1. Discussion/Zoom / Webcam Behavior</b></p> <p>When in a Zoom meeting or utilizing your webcam, be sure to act and dress as professionally as you can. You should look the same as you would if we were meeting face-to-face in the instructor’s office or in class. <b>You should be sitting up in a chair and not laying down.</b> Consider how you might look if you were going to be interviewed for a job via Zoom. If you feel as though your behavior or appearance would reflect negatively on you during that situation you are advised against it. You should also try to keep your physical environment where you are working on the class to be as quiet as possible. If there is a television or loud music playing in the background try to limit it, as it can inhibit your ability to be easily heard and understood.</p> <ul style="list-style-type: none"> <li><input type="checkbox"/> Be properly dressed- hair bonnets, caps, pajamas, etc., will not be acceptable when attending class and participating in the discussions.</li> <li><input type="checkbox"/> Be punctual</li> <li><input type="checkbox"/> Be kind to each other</li> <li><input type="checkbox"/> Please mute microphones when lecture is in session</li> <li><input type="checkbox"/> Have fun!</li> </ul> <p>2. When posting discussions or e-mailing one another, please be respectful of what you write. Inappropriate language will not be tolerated, and the instructor has the right to determine what is inappropriate. <b>Disrespectful students are subject to discipline or dismissal from the online learning platform for this course.</b> All activities in the classroom will follow standards set in the Student Handbook</p> <p>3. When creating/posting images do NOT use graphics that have sexual, political or religious implications. If you are unsure if you are unsure if a certain graphic is appropriate, email your instructor privately.</p> <p>4. Address your peer or instructor with their names for each post or email</p> <p>5. Do not use ALL CAPS for postings or unnecessary exclamation marks, and not use text messaging-style for official assignment postings &amp; email to the instructor. Caps where appropriate, example proper nouns and at the beginning of each sentence.</p> <p>6. When posting critiques, try to be positive with your remarks, at the same time well-seasoned with ideas and comments how your peers can improve their work.</p> <p>7. This course requires that you give support and feedback to your classmate’s works. If you see that someone does not have any comments made, please review your classmate’s works by posting feedback.</p> <p>8. Aim at getting your discussion assignments &amp; projects in early. (The instructor permits revisions for better grades, most important personal enrichment and improvement if assignment is posted before the due date.) Late assignments or discussions can slow the class down and will not benefit you as the learner.</p> <p>9. Include references with your answers when it is cited from. Do not violate copyright laws.</p> <p>10. Respect examples of Students Works posted online. They are posted as a guide.</p>
<p><b>Technical Support:</b></p>	<p>Students should go to the <a href="#">Password Reset Tool</a> if they have password issues. The page will provide instructions for resetting passwords and contact information if login issues persist. For other technical questions regarding eCourses, call the Center for Instructional Innovation and Technology Services (CIITS) at 936-261-3283 or email <a href="mailto:ciits@pvamu.edu">ciits@pvamu.edu</a>.</p>

<p><b>Submission of Assignments-Online Courses:</b></p>	<p>Assignments, Papers, Exercises, and Projects will distributed and submitted through your online course. Directions for accessing your online course will be provided. Additional assistance can be obtained from the Office of Distance Learning.</p> <p><b>ASSIGNMENTS</b> are due as stated on the course eCourses page. No late work will be accepted without proper documentation</p> <p>All <b>DISCUSSION FORUMS</b> have <b>two due dates</b>. The <b>first one</b> is the <b>deadline to post your substantive post</b> (without losing credit), and the <b>second one</b> is to finish up with your responses. This is designed to allow ample time after everyone has answered the question for class discussion. Be sure to check the due dates on the assignment and schedule documents for each module.</p> <p><b>Last-minute posts that do not provide time for other students to respond will not be counted as ‘substantial’ replies.</b> This is the same as shouting as a response as you walk out of a room. Your substantive replies should be posted in time for others to respond. The final due date of the discussion is for finishing up the discussion. If you have questions about this, don’t hesitate to post in the class FAQ forum.</p>
<p><b>Grade and Evaluation</b></p>	<p><b>Grades for assignments, submissions and exams will be posted within five (5) business days from the due date.</b> You will be notified if those circumstances change. Responses will usually provide a grade and written feedback as well.</p> <p><b>Emails will be responded via email within 48 hours Monday-Friday before 5:00 PM.</b> There will not be a response to emails asking about the class discussion (check your weekly schedule).</p> <p>Please send all correspondences to the instructor’s Canvas’ portal. Do not send any course materials, assignments, questions or any email(s) to the instructor’s PV’s webmail Outlook account. This method will allow the instructor to track you and all correspondences to better serve your needs in a timely manner.</p>
<p><b>Discussion Requirement-On Line Courses:</b></p>	<p>Online courses often require minimal to no face-to-face meetings. However, conversations about the readings, lectures, materials, and other aspects of the course can take place in a seminar fashion.</p> <p>This will be accomplished using the discussion forum. The exact use of the discussion board will be determined by the instructor.</p> <p>Students are required to log-on to the course website often to participate in discussion. It is strongly advised that you check the discussion area daily to keep abreast of discussions. When a topic is posted, everyone is required to participate. The exact use of discussion will be determined by the instructor.</p> <p>When you are required to participate in the ‘Discussion Forum’ reply with your comments and respond to at least one of your classmates. All comments must be posted by the deadlines to receive credit. You will not receive any credit if you copy comments from readily available resources word for word (ex: online text, lectures, textbook, etc.). Last-minute posts that do not provide time for other students to respond will not be counted as “substantial” replies. This is the same as shouting as a response as you walk out of a room. Your substantive replies should be posted in time for others to respond. The final due date of the discussion is for finishing up the conversation or assignment.</p> <p>It is strongly suggested that students type their discussion postings in a word processing application and save it to their computer, a removable drive, cloud storage, email, etc. before posting to the discussion forum. This is important for two reasons: 1) If for some reason your discussion responses are lost in your online course, you will have another copy; and 2) grammatical errors can be greatly minimized using the spell-and-grammar check functions in word processing applications. Once the post(s) have been typed and corrected in the word processing application, it should be copied and pasted to the discussion board.</p>

**ACCREDITATION/ASSESSMENT CRITERIA Table No. 1-NAAB CRITERIA**

This course is structured to assist the student meet the following criteria shown in **Table No. 1** as established by the National Architectural Accreditation Board (NAAB). To view the entire list, go to the NAAB website, [www.naab.org](http://www.naab.org) and access “2014 NAAB Conditions for Accreditation.”











Performance Criteria:	Ability ☑	Understanding ☑	Course Learning Outcomes Competencies (T, R, I)		
			T Taught	R Reinforced	I Utilized/Integrated
<b>STUDENT CRITERIA 1: Health, Safety and Welfare in the Built Environment (Understanding Level)</b>					
<b>STUDENT CRITERIA 2: Professional Practice (Understanding Level)</b>					
<b>STUDENT CRITERIA 3: Regulatory Context (Understanding Level)</b>					
<b>STUDENT CRITERIA 4: Technical Knowledge (Understanding Level)</b>					
<b>STUDENT CRITERIA 5: Design Synthesis (Skill Level)</b>					
<b>STUDENT CRITERIA 6: Building Integration (Skill Level)</b>					




**ACCREDITATION/ASSESSMENT CRITERIA TABLE 2: ACCE CRITERIA**











This course is structured to assist the student meet the following criteria shown in **Table No. 1** as established by the American Council for Construction Education (ACCE) *Standards and Criteria for Accreditation*. To view the entire list, go to the ACCE website, [www.acce-hq.org](http://www.acce-hq.org) and view the “Accreditation Procedures.”

Course Learning Outcomes:	Competencies (T, R, I)			ACCE
	T Taught	R Reinforced	I Utilized/Integrated	A Assessed
1. Create <b>written communications</b> appropriate to the construction discipline.				
2. Create <b>oral presentations</b> appropriate to the construction discipline				
3. Create a construction <b>project safety plan</b>				
4. Create construction <b>project cost estimates</b>				
5. Create construction <b>project schedules</b>				
6. Analyze professional decisions based on <b>ethical principles</b> .				
7. Analyze <b>methods, materials, and equipment</b> used to construct projects.				
8. Apply <b>electronic-based technology</b> to manage the construction process.				

9. Apply basic <b>surveying techniques</b> for construction layout and control.				
10. Understand different <b>methods of project delivery</b> and the roles and responsibilities of all constituencies involved in the design and construction process.				
11. Understand <b>construction accounting and cost control</b>				
12. Understand <b>construction quality assurance and control.</b>	☑	☑	☑	☑
13. Understand <b>construction project control</b> processes.		☑		
14. Understand the <b>legal implications</b> of contract, common, and regulatory law to manage a construction project.		☑		
15. Understand the basic principles of <b>sustainable construction.</b>				
16. Understand the basic principles of <b>structural behavior.</b>				
17. Understand the basic principles of <b>mechanical, electrical and piping systems.</b>				




















<b>COURSE OUTLINE: EVENT AND LECTURE SCHEDULE</b>			
This schedule is subject to change as the semester proceeds in order to cover the most important material in the time allotted. Any revisions will be duly noted and announced in class. All referenced readings are taken from the required text.			
	<b>Registration/Assembly Dates</b>		<b>Dates exam scores will be posted</b>
	<b>Key Dates</b>		<b>Holidays</b>
	<b>Graduation Applications</b>		<b>Guest lectures</b>
	<b>Dates for Exams</b>		<b>Project Team Workshop</b>
	<b>Proctored Exams</b>		<b>Class Sessions using ZOOM or teleconference technology</b>
<b>COMPLETED</b>	<b>Lecture Completed</b>	<b>POSTED</b>	<b>Lecture Notes, Assignments, or Articles posted to CANVAS</b>

<b>16 WEEK CALENDAR</b>	
<b>Week One: Topic</b> <b>January 15-19, 2024</b>	<b>Lecture: "Course Intro and Policies"</b> <b>Guest Speaker: Devin Evans (Project Manager, Birch Construction)</b> <b>on "Project Proforma" and "Social and Religious Sector"</b>
Chapter (s):	<b>NA</b>
Assignment (s):	<b>Syllabus Quiz, Syllabus Review, and Submission</b>
<b>University Events:</b> 	January 15, 2024 [Monday]  <b>MARTIN LUTHER KING DAY (University Closed)</b>
	January 16, 2024 [Tuesday] <b>First Class Day Tuition &amp; Fees Payment Due Date</b>
	January 16, 2024 [Tuesday] <b>TUITION AND FEES PAYMENT DUE DATE @ 5:00 PM</b>
	January 16-23, 2024 [Tuesday-Tuesday] <b>Late Registration/Late Registration Fee Begins (\$50.00)</b>
	January 17-26, 2023 [Tuesday-Wednesday]  <b>ATTENDANCE REPORTING PERIOD (ND/SH).</b> <b>Students who do not attend class during this period will have their courses removed and financial aid reduced or cancelled!</b>
<b>Week Two: Topic</b> <b>January 22-26, 2024</b>	<b>Lecture: "Responsibility and Authority"</b> <b>Guest Speaker: Jordan Price (Project Manager II, Austin Commercial)</b> <b>on "Hotel Sector"</b>

Chapter (s):	<b>Ch. 2</b>	
Assignment (s):	<b>Quiz 01 &amp; Case Study 01</b>	
University Events: 		
<b>Week Three:</b> Topic <b>January 29-February 2, 2024</b>	<b>Lecture: "Documentation: Records and Reports"</b> <b>Guest Speaker: Fran Paz (Executive Vice President, Webber Commercial Construction) on "Full Project Life-cycle"</b>	
Chapter (s):	<b>Ch. 4</b>	
Assignment (s):	<b>Quiz 02 &amp; Case Study 02</b>	
University Events: 	January 30, 2024 [Wednesday]	<b>Financial Aid Refunds Begin</b>
	January 31, 2024 [Wednesday]	 <b>CENSUS DATE (12<sup>TH</sup> CLASS DAY)</b>  <b>FINAL DAY TO DROP/WITHDRAW FROM COURSE WITHOUT ACADEMIC RECORD. [Note: A Financial Record will still exist.]</b>
	February 1, 2024 [Thursday]	<b>WITHDRAWAL FROM COURSES "WITH ACADEMIC RECORD" (W) BEGINS.</b>
<b>Week Four:</b> Topic <b>February 5-9, 2024</b>	<b>Lecture: "Specifications and Drawings"</b> <b>Guest Speaker: Robert Odhiambo (Preconstruction Manager, McCarthy Building Companies, Inc.) on "Completion, Occupancy, and Post Occupancy" and "Healthcare Sector"</b>	
Chapter (s):	<b>Ch. 6</b>	
Assignment (s):	<b>Quiz 03 &amp; Case Study 03</b>	
University Events: 	February 6, 2024 [Tuesday]	 <b>DROP FOR NON-PAYMENT OF TUITION AND FEES @ 5:00 PM.</b>
<b>Week Five:</b> Topic <b>February 12-16, 2024</b>	<b>Lecture: "Using the Specifications in Contract Administration"</b> <b>Guest Speaker: Sam Sprouse (Vice President, The Broaddus Companies) on "Healthcare Sector (How Hospitals Get Built – The Process from Vision to Reality)"</b>	
Chapter (s):	<b>Ch. 7</b>	
Assignment (s):	<b>Quiz 04 &amp; Case Study 04</b>	
University Events:  	February 12, 2024 [Monday]	 <b>CENSUS DATE (20<sup>th</sup> CLASS DAY)</b>
	February 15, 2024 [Wednesday]	<b>PVAMU Architecture + Construction Science Career Fair 2024</b> 9:00 AM- 4:00 PM held in the Kennedy Architecture Building
<b>Week Six:</b> Topic <b>February 19-23, 2024</b>	<b>Lecture: "Construction Laws and Labor Relations"</b> <b>Guest Speaker: Mehrad Eslami (Vice President, Concore Development Group, Inc) on "Retail Sector"</b>	
Chapter (s):	<b>Ch. 8</b>	
Assignment (s):	<b>Quiz 05 &amp; Case Study 05</b>	
University Events: 		
<b>Week Seven:</b> Topic <b>February 26-March 1, 2024</b>	<b>Lecture: "Meetings and Negotiations"</b> <b>Guest Speaker: Wendy Heger (Principal / Houston Civic and PK-12 Director, Page) on "Sustainable Design"</b>	
Chapter (s):	<b>Ch. 10</b>	










Assignment (s):	<b>Quiz 06 &amp; Case Study 06</b>	
University Events:		
<b>Week Eight:</b> Topic <b>March 4-8, 2024</b>	<b>Lecture: Midterm Exam</b> <b>Guest Speaker: Drew Prochaska (Business Development, DPR Construction) on “Selection, Incorporation, and Documentation”</b>	
Chapter (s):		
Assignment (s):		
University Events:	March 7-9, 2024 [Thursday-Saturday]	<b>Mid-Term Exams</b>
<b>Week Nine:</b> Topic <b>March 11-15, 2024</b>	<b>SPRING BREAK!</b>	
Chapter (s):		
Assignment (s):		
University Events:	March 13, 2024 [Wednesday]	<b>MID-TERM EXAM GRADES DUE</b>
	March 15, 2024 [Friday]	<b>1</b> Spring Break (University Closed) <b>SUBJECT TO APPROVAL BY THE TAMUS Board of Regents!</b>
<b>Week Ten:</b> Topic <b>March 18-22, 2024</b>	<b>Lecture: “Risk Allocation and Liability Sharing”</b> <b>Guest Speaker: Anthony Mayland (Owner, Mayland Construction) on “Bidding and Contract Awards”</b>	
Chapter (s):	<b>Ch. 11</b>	
Assignment (s):	<b>Quiz 07 &amp; Case Study 07</b>	
University Events:	March 20, 2023 [Wednesday]	<b>Founders Day/Honors Convocation</b>
<b>Week Eleven:</b> Topic <b>March 25-29, 2024</b>	<b>Lecture: “Preconstruction Operations”</b> <b>Guest Speaker: Mario Trujillo (Project Manager, Luquin Builders) on “Hospitality Sector”</b>	
Chapter (s):	<b>Ch. 12</b>	
Assignment (s):	<b>Quiz 08 &amp; Case Study 08</b>	
University Events:	March 26, 2024 [Monday]	<b>SPRING 2024 GRADUATION: FINAL DATE TO APPLY FOR GRADUATION! (Ceremony participation)</b>
	March 27, 2024 [Tuesday]	<b>SPRING 2024 GRADUATION: Application for Graduation-Degree Conferral Only Begins. (NO ceremony participation or name listed in program.)</b>
	March 29, 2024 [Friday]	<b>1</b> <b>Good Friday (No classes; subject to approval by the TAMUS Board of Regents)</b>
<b>Week Twelve:</b> Topic <b>April 1-5, 2024</b>	<b>Lecture: “Construction Operations”</b> <b>Guest Speaker: Angelas J. Guillory Jr. (Project Engineer II, JE Dunn Construction) on “Resolution and Design” &amp; “Construction Documents and Code Compliance”</b>	
Chapter (s):	<b>Ch. 15</b>	
Assignment (s):	<b>Quiz 09 &amp; Case Study 09</b>	



























<b>University Events:</b>   	<b>April 2, 2024</b> <b>[Tuesday]</b>	 <b>Priority Registration Period for continuing students for Summer Term 2024, May/Summer 2024 Mini-Mester, and Fall Semester 2024. [SPECIAL POPULATIONS]</b>
	<b>April 6, 2024</b> <b>[Saturday]</b>	 <b>Registration Period for all students for Summer Term 2024, May/Summer 2024 Mini-Mester, and Fall Semester 2024. [SPECIAL POPULATIONS]</b>
<b>Week Thirteen: Topic</b> <b>April 8-12, 2024</b>	<b>Lecture: "Measurement and Payment"</b> <b>Guest Speaker: Verrick D. Walker (Principal, Page) on "Project Inception and Determination"</b>	
<b>Chapter (s):</b>	<b>Ch. 17</b>	
<b>Assignment (s):</b>	<b>Quiz 10 &amp; Case Study 10</b>	
<b>University Events:</b> 	<b>April 12, 2024</b> <b>[Friday]</b>	 <b>SPRING 2024 GRADUATION: Final Day to Apply for Graduation-Degree Conferral Only. (NO ceremony participation or name listed in program.)</b>
<b>Week Fourteen: Topic</b> <b>April 15-19, 2024</b>	<b>Lecture: "Changes and Extra Work"</b> <b>Guest Speaker: Tryan Shivers (Senior Estimator, Turner Construction Company) &amp; Trevon Heath (Procurement, Turner Construction Company) on "Constructing, Erecting, and Installing"</b>	
<b>Chapter (s):</b>	<b>Ch. 19</b>	
<b>Assignment (s):</b>	<b>Quiz 11 &amp; Case Study 11</b>	
<b>University Events:</b> 		
<b>Week Fifteen Topic</b> <b>April 22-26, 2024</b>	<b>Lecture: "Project Closeout"</b> <b>Guest Speaker: Christopher Hamilton (Project Manager, Dikita Enterprises, Inc.) on "Retail Sector (Restaurant)" and "Project Life Cycles, Measurements, Refinements, and Enhancements"</b>	
<b>Chapter (s):</b>	<b>Ch. 21</b>	
<b>Assignment (s):</b>	<b>Quiz 12 &amp; Case Study 12</b>	
<b>University Events:</b> 	<b>April 26, 2024</b> <b>[Friday]</b>	 <b>LAST DAY OF CLASS FOR SPRING SEMESTER 2024!</b>
	<b>April 26, 2024</b> <b>[Friday]</b>	 <b>FINAL DAY TO WITHDRAW FROM COURSES OR THE UNIVERSITY WITH ACADEMIC RECORD ("W") FOR SPRING 2024</b>
<b>Week Sixteen</b>	<b>Guest Speaker: Jason Bullen (Project Manager, CDM7) on "Industrial Sector"</b>	
	<b>April 29, 2024</b> <b>[Monday]</b>	 <b>STUDY DAY (NO CLASSES IN SESSION)</b>
	<b>April 30-May 8, 2024</b> <b>[Tuesday-Wednesday]</b>	 <b>FINAL EXAMINATION PERIOD</b>
	<b>May 9, 2024</b> <b>[Thursday]</b>	 <b>FINAL GRADES FOR GRADUATION CANDIDATES DUE BY 12:00 PM!</b>
	<b>May 11, 2024</b> <b>[Saturday]</b>	 <b>COMMENCEMENT</b>
	<b>May 14, 2024</b> <b>[Tuesday]</b>	 <b>FINAL GRADES DUE FOR ALL STUDENTS BY</b>

















11:59 PM!

**16 WEEK CALENDAR**

<b>Week One:</b> Topic <b>January 16-20, 2023</b>	<b>Lecture: "Course Intro and Policies"</b> <b>Guest Speaker: Devin Evans (Project Manager, Birch Construction) on "Project Proforma" and "Social and Religious Sector"</b>	
Chapter (s):	<b>NA</b>	
Assignment (s):	<b>Syllabus Quiz, Syllabus Review, and Submission</b>	
<b>University Events:</b> 	January 16, 2023 [Monday]	 <b>MARTIN LUTHER KING DAY (University Closed)</b>
	January 17, 2023 [Tuesday]	<b>First Class Day Tuition &amp; Fees Payment Due Date</b>
	January 18, 2023 [Tuesday]	<b>TUITION AND FEES PAYMENT DUE DATE @ 5:00 PM</b>
	January 17-24, 2023 [Tuesday-Tuesday]	<b>Late Registration/Late Registration Fee Begins (\$50.00)</b>
	January 17-26, 2023 [Tuesday-Tuesday]	 <b>ATTENDANCE REPORTING PERIOD (ND/SH).</b> <b>Students who do not attend class during this period will have their courses removed and financial aid reduced or cancelled!</b>
<b>Week Two:</b> Topic <b>January 23-27, 2023</b>	<b>Lecture: "Responsibility and Authority"</b> <b>Guest Speaker: Jordan Price (Project Manager II, Austin Commercial) on "Hotel Sector"</b>	
Chapter (s):	<b>Ch. 2</b>	
Assignment (s):	<b>Quiz 01 &amp; Case Study 01</b>	
<b>University Events:</b> 		
<b>Week Three:</b> Topic <b>January 30-February 3, 2023</b>	<b>Lecture: "Documentation: Records and Reports"</b> <b>Guest Speaker: Fran Paz (Executive Vice President, Webber Commercial Construction) on "Full Project Life-cycle"</b>	
Chapter (s):	<b>Ch. 4</b>	
Assignment (s):	<b>Quiz 02 &amp; Case Study 02</b>	
<b>University Events:</b> 	January 31, 2023 [Tuesday]	<b>Financial Aid Refunds Begin</b>
	February 1, 2023 [Wednesday]	 <b>CENSUS DATE (12<sup>TH</sup> CLASS DAY)</b>  <b>FINAL DAY TO DROP/WITHDRAW FROM COURSE WITHOUT ACADEMIC RECORD. [Note: A Financial Record will still exist.]</b>
	February 2, 2023 [Thursday]	<b>WITHDRAWAL FROM COURSES "WITH ACADEMIC RECORD" (W) BEGINS.</b>
<b>Week Four:</b> Topic <b>February 6-10, 2023</b>	<b>Lecture: "Specifications and Drawings"</b> <b>Guest Speaker: Robert Odhiambo (Preconstruction Manager, McCarthy Building Companies, Inc.) on "Completion, Occupancy, and Post Occupancy" and "Healthcare Sector"</b>	
Chapter (s):	<b>Ch. 6</b>	
Assignment (s):	<b>Quiz 03 &amp; Case Study 03</b>	
<b>University Events:</b> 	February 7, 2023 [Tuesday]	 <b>DROP FOR NON-PAYMENT OF TUITION AND FEES @ 5:00 PM.</b>
<b>Week Five:</b> Topic	<b>Lecture: "Using the Specifications in Contract Administration"</b>	

<b>February 13-17, 2023</b>	<b>Guest Speaker: Sam Sprouse (Vice President, The Broaddus Companies) on "Healthcare Sector (How Hospitals Get Built – The Process from Vision to Reality)"</b>	
Chapter (s):	<b>Ch. 7</b>	
Assignment (s):	<b>Quiz 04 &amp; Case Study 04</b>	
<b>University Events:</b> 	February 13, 2023 [Monday]	 <b>CENSUS DATE (20<sup>th</sup> CLASS DAY)</b>
	February 15, 2023 [Wednesday]	<b>PVAMU Architecture + Construction Science Career Fair 2023</b> 9:00 AM- 4:00 PM held in the Kennedy Building and the Fabrication Center
<b>Week Six: Topic February 20-24, 2023</b>	<b>Lecture: "Construction Laws and Labor Relations"</b> <b>Guest Speaker: Mehrad Eslami (Vice President, Concore Development Group, Inc) on "Retail Sector"</b>	
Chapter (s):	<b>Ch. 8</b>	
Assignment (s):	<b>Quiz 05 &amp; Case Study 05</b>	
<b>University Events:</b> 		
<b>Week Seven: Topic February 27-March 3, 2023</b>	<b>Lecture: "Meetings and Negotiations"</b> <b>Guest Speaker: Wendy Heger (Principal / Houston Civic and PK-12 Director, Page) on "Sustainable Design"</b>	
Chapter (s):	<b>Ch. 10</b>	
Assignment (s):	<b>Quiz 06 &amp; Case Study 06</b>	
<b>University Events:</b> 		
<b>Week Eight: Topic March 6-10, 2023</b>	<b>Lecture: Midterm Exam</b> <b>Guest Speaker: Drew Prochaska (Business Development, DPR Construction) on "Selection, Incorporation, and Documentation"</b>	
Chapter (s):		
Assignment (s):		
<b>University Events:</b> 	March 9-11, 2023 [Thursday-Saturday]	 <b>Mid-Term Exams</b>
<b>Week Nine: Topic March 13-17, 2023</b>	<b>SPRING BREAK!</b>	
Chapter (s):		
Assignment (s):		
<b>University Events:</b> 	March 15, 2023 [Wednesday]	 <b>MID-TERM EXAM GRADES DUE</b>
	March 17, 2023 [Friday]	 <b>Spring Break (University Closed) SUBJECT TO APPROVAL BY THE TAMUS Board of Regents!</b>
<b>Week Ten: Topic March 20-24, 2023</b>	<b>Lecture: "Risk Allocation and Liability Sharing"</b> <b>Guest Speaker: Anthony Mayland (Owner, Mayland Construction) on "Bidding and Contract Awards"</b>	
Chapter (s):	<b>Ch. 11</b>	
Assignment (s):	<b>Quiz 07 &amp; Case Study 07</b>	

University Events: 	March 22, 2022 [Wednesday]	Founders Day/Honors Convocation
<b>Week Eleven:</b> Topic <b>March 27-31, 2023</b>	<b>Lecture: "Preconstruction Operations"</b> <b>Guest Speaker: Mario Trujillo (Project Manager, Luquin Builders) on "Hospitality Sector"</b>	
Chapter (s):	<b>Ch. 12</b>	
Assignment (s):	<b>Quiz 08 &amp; Case Study 08</b>	
University Events: 	March 27, 2023 [Monday]	  <b>SPRING 2023 GRADUATION: FINAL DATE TO APPLY FOR GRADUATION! (Ceremony participation)</b>
	March 28, 2023 [Tuesday]	  <b>SPRING 2023 GRADUATION: Application for Graduation-Degree Conferral Only Begins. (NO ceremony participation or name listed in program.)</b>
<b>Week Twelve:</b> Topic <b>April 3-7, 2023</b>	<b>Lecture: "Construction Operations"</b> <b>Guest Speaker: Angelas J. Guillory Jr. (Project Engineer II, JE Dunn Construction) on "Resolution and Design" &amp; "Construction Documents and Code Compliance"</b>	
Chapter (s):	<b>Ch. 15</b>	
Assignment (s):	<b>Quiz 09 &amp; Case Study 09</b>	
University Events:   	April 6, 2022 [Wednesday]	 <b>FINAL DAY TO WITHDRAW FROM COURSES WITH ACADEMIC RECORD ("W") ENDS</b>
	April 2-4, 2023 [Sunday- Tuesday] 	<b>Accreditation Site Visit by the American Council for Construction Education (Construction Science Program)</b>
	April 7, 2023 [Friday]	 <b>Good Friday (No classes; subject to approval by the TAMUS Board of Regents)</b>
<b>Week Thirteen:</b> Topic <b>April 10-14, 2023</b>	<b>Lecture: "Measurement and Payment"</b> <b>Guest Speaker: Verrick D. Walker (Principal, Page) on "Project Inception and Determination"</b>	
Chapter (s):	<b>Ch. 17</b>	
Assignment (s):	<b>Quiz 10 &amp; Case Study 10</b>	
University Events: 	April 10, 2023 [Monday]	 <b>Priority Registration Period for continuing students for Summer Term 2023 and Fall Semester 2023. [SPECIAL POPULATIONS]</b>
	April 11, 2023 [Tuesday]	 <b>Priority Registration Period for continuing students for Summer Term 2023 and Fall Semester 2023. [DOCTORAL, MASTERS AND SENIORS]</b>
	April 12, 2023 [Wednesday]	 <b>Priority Registration Period for continuing students for Summer Term 2023 and Fall Semester 2023. [JUNIORS]</b>

	April 13, 2023 [Thursday]	 Priority Registration Period for continuing students for Summer Term 2023 and Fall Semester 2023. <b>[SOPHOMORES]</b>
	April 14, 2023 [Friday]	 Priority Registration Period for continuing students for Summer Term 2023 and Fall Semester 2023. <b>[FRESHMEN]</b>
<b>Week Fourteen:</b> Topic <b>April 17-21, 2023</b>	<b>Lecture: "Changes and Extra Work"</b> <b>Guest Speaker: Tryan Shivers (Senior Estimator, Turner Construction Company) &amp; Trevon Heath (Procurement, Turner Construction Company) on "Constructing, Erecting, and Installing"</b>	
Chapter (s):	<b>Ch. 19</b>	
Assignment (s):	<b>Quiz 11 &amp; Case Study 11</b>	
University Events: 		
<b>Week Fifteen</b> Topic <b>April 24-28, 2023</b>	<b>Lecture: "Project Closeout"</b> <b>Guest Speaker: Christopher Hamilton (Project Manager, Dikita Enterprises, Inc.) on "Retail Sector (Restaurant)" and "Project Life Cycles, Measurements, Refinements, and Enhancements"</b>	
Chapter (s):	<b>Ch. 21</b>	
Assignment (s):	<b>Quiz 12 &amp; Case Study 12</b>	
University Events: 	April 28, 2023 [Friday]	 <b>SPRING 2023 GRADUATION: Final Day to Apply for Graduation-Degree Conferral Only. (NO ceremony participation or name listed in program.)</b>
<b>Week Sixteen</b>	<b>Guest Speaker: Jason Bullen (Project Manager, CDM7) on "Industrial Sector"</b>	
	April 28, 2023 [Monday]	 Last Day to Withdraw from a Course or the University ("W")
	May 1, 2023 [Monday]	 <b>LAST DAY OF CLASS FOR SPRING SEMESTER 2023!</b>
	May 2, 2023 [Tuesday]	 <b>STUDY DAY (NO CLASSES IN SESSION)</b>
	May 3-10, 2023 [Wednesday-Wednesday]	 <b>FINAL EXAMINATION PERIOD</b>
	May 11, 2023 [Thursday]	 <b>FINAL GRADES FOR GRADUATION CANDIDATES DUE BY 12:00 PM!</b>
	May 13, 2023 [Saturday]	 <b>COMMENCEMENT</b>
	May 16, 2023 [Tuesday]	 <b>FINAL GRADES DUE FOR ALL STUDENTS BY 11:59 PM!</b>

In order to assure that you have read over this entire document, you are required to sign the Statement of Agreement on the final page of the syllabus and return it at the start of the second class period. This will be our contract that you have read over the entire syllabus and that you understand what is expected of you in this class.

---

**STATEMENT OF AGREEMENT**

I have read the Course Syllabus for **CONS 4342-Z01 Spring Semester 2024**, including the Class Lecture and Event Schedule, and agree to abide by the conditions for the class as spelled out in this document. My signature indicates my personal commitment to meeting the course objectives and succeeding in this educational endeavor.

\_\_\_\_\_  
Signature-Student

\_\_\_\_\_  
Student name (Please print neatly)

\_\_\_\_\_  
Student ID #

\_\_\_\_/\_\_\_\_/2024  
Date

\_\_\_\_\_  
Signature-Instructor

\_\_\_\_\_  
Instructors name

\_\_\_\_/\_\_\_\_/2024  
Date

---

**RETURN THIS PAGE FROM THE SYLLABUS TO THE INSTRUCTOR TO COMPLETE YOUR ENROLLMENT IN THIS COURSE.**

RECEIVED WITH STUDENT'S SIGNATURE: \_\_\_\_\_

ENTERED INTO GRADE BOOK: \_\_\_\_\_

---